

e-Learning Town

Manual

For Students




Contents

I. Group Student

1. Join Us -----	4
2. Sign In -----	6
3. My Study Room	
- My Study -----	7
- Report Card -----	8
- My Answers -----	10
- Resources -----	11
- My Profile -----	12

II. Individual Student

1. Join Us -----	14
2. Sign In -----	16
3. My Study Room	
- My Study -----	17
- Report Card -----	18
- My Answers -----	20
- Resources -----	21
- My Profile -----	22



I

Group Student



Join Us

Join the membership as 'Group Student'.
Select your country and institute.

Sign In

Sign in with your username and password.

Study

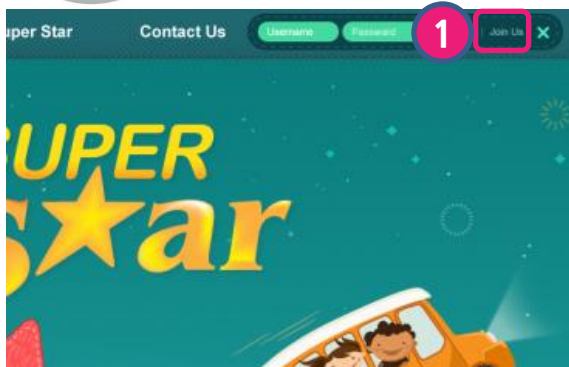
Start studying once you belong to a class.

Report

Check your report cards.

1

Join Us



1

Click 'Join Us'.

2

Select 'For Students' as your membership type.

Select Membership Type

2



For Students

Students

✓ Can use Free Online Study

If you belong to an institute or a school, tick Group Student and select your institute or school.

If you do not belong to any institute, tick Individual Student.



For Institutes

Institutes or Schools

✓ Can use Learning Management System

Manage students' study history in an institute.

After signing up for membership, register teachers and students.

1

Join Us

1

Profile

* Items marked with an asterisk(*) cannot be omitted.

Name *	First Name	Sheikha Hanadi Nasser B
	Last Name (Family Name)	Sheikha Hanadi Nasser B
Username *	<input style="width: 80%;" type="text" value="cceegssss"/> <input style="width: 10%; background-color: #ccc; border: none;" type="button" value="Confirm"/>	Enter 4-12 digits of letters or numbers with no space. Unable to change your username after registering.
Password *	<input style="width: 80%;" type="password" value="*****"/>	Enter 6-16 digits of letters or numbers.
Password Confirmation *	<input style="width: 80%;" type="password" value="*****"/>	Re-enter your password.
E-mail *	<input style="width: 30%;" type="text" value="abc588"/> <input style="width: 10%; text-align: center; border: none;" type="text" value="@"/> <input style="width: 30%; border: none;" type="text"/> <input style="width: 10%; border: none; background-color: #ccc;" type="button" value="Enter"/>	

Your password will be sent to your e-mail account when forgotten.

●

Membership

Type *	2 <input checked="" type="radio"/> Group Student <input type="radio"/> Individual Student
Institute *	3 <div style="display: flex; gap: 10px;"> <div style="border: 1px solid #ccc; padding: 5px; width: 150px;"> Select a Country <input style="width: 90%;" type="text"/> </div> <div style="border: 1px solid #ccc; padding: 5px; width: 150px;"> Select an Institute <input style="width: 90%;" type="text"/> </div> </div>
Notice	<div style="display: flex; align-items: center;"> 4 <div style="border: 1px solid #ccc; padding: 5px; width: 100px; background-color: #fff; text-align: center; color: #0070c0; font-weight: bold; margin-right: 5px;">Save</div> </div> <ul style="list-style-type: none"> ▪ For Individual Students, My Study is available after signing in. ▪ Once you are registered as an Individual Student, the membership type cannot be changed to Group Student. ▪ For Group Students, My Study is not available unless they belong to a class. ▪ It is not possible to change your membership type after initiating My Study.

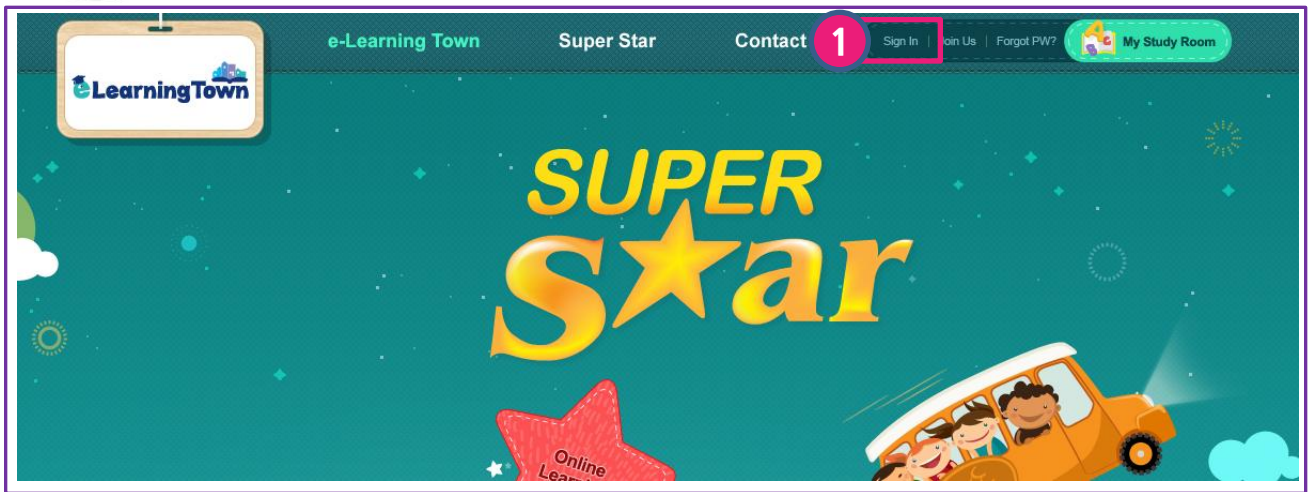
Membership > Join Us

Sign up for Group Student Membership.

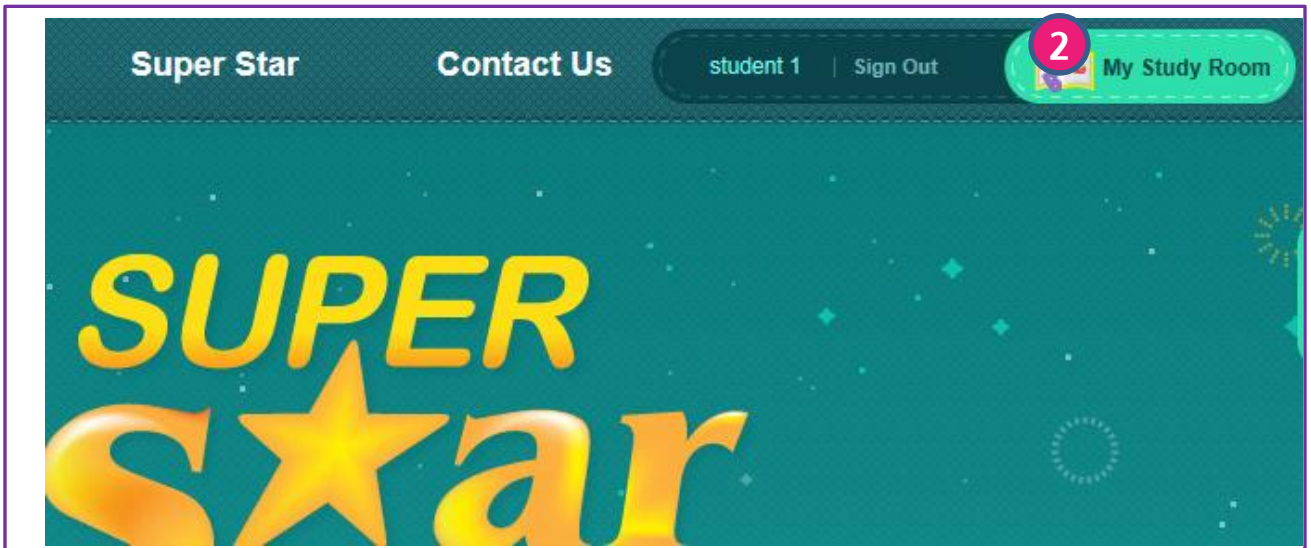
- 1 Enter your profile details. The items marked with an asterisk are required.
- 2 Select your membership type as Group Student.
- 3 Select your country and institute.
- 4 Finish registration by clicking 'Save'.

2

Sign In: Go to My Study Room



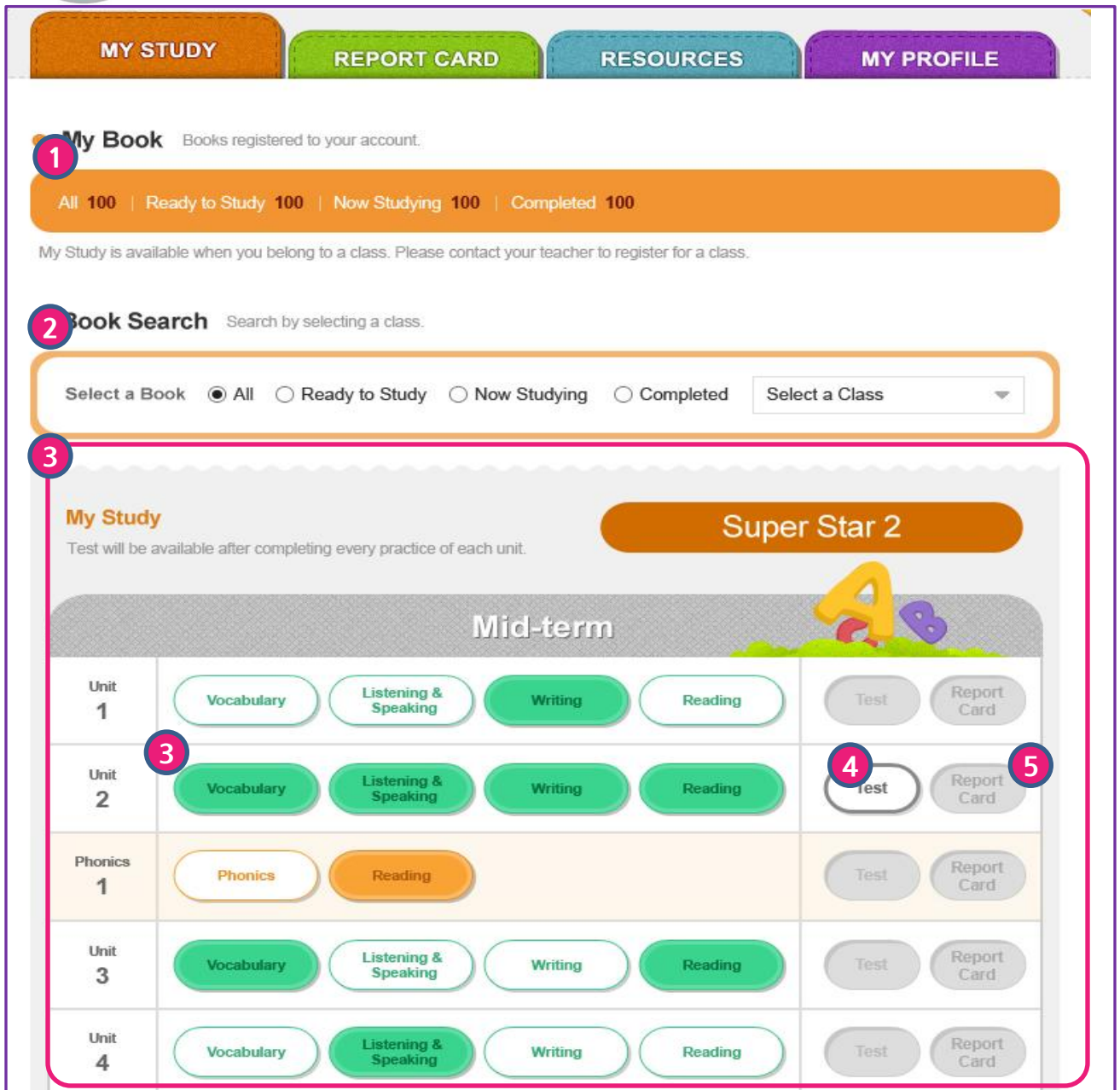
1 Sign in with your username and password.



2 Click 'My Study Room' to start studying.

3

My Study Room: My Study



The screenshot shows the 'My Study Room' interface with four main navigation tabs: MY STUDY (orange), REPORT CARD (green), RESOURCES (blue), and MY PROFILE (purple). Under 'MY STUDY', there is a 'My Book' section with a count of 100 for each category: All, Ready to Study, Now Studying, and Completed. Below this is a 'Book Search' section with radio buttons for 'All', 'Ready to Study', 'Now Studying', and 'Completed', and a 'Select a Class' dropdown menu. The main 'My Study' area is titled 'Super Star 2' and 'Mid-term'. It features a grid of units with various activity buttons. Unit 1 has buttons for Vocabulary, Listening & Speaking, Writing, and Reading. Unit 2 has buttons for Vocabulary, Listening & Speaking, Writing, and Reading. Phonics 1 has buttons for Phonics and Reading. Unit 3 has buttons for Vocabulary, Listening & Speaking, Writing, and Reading. Unit 4 has buttons for Vocabulary, Listening & Speaking, Writing, and Reading. To the right of each unit row are buttons for 'Test' and 'Report Card'. A red box highlights the 'My Study' section, and numbered callouts 1 through 5 point to specific elements: 1 points to the 'My Book' section, 2 points to the 'Book Search' section, 3 points to the activity buttons in Unit 2, 4 points to the 'Test' button in Unit 2, and 5 points to the 'Report Card' button in Unit 2.

My Study Room > My Study

Practice each unit by language skills and take a test.

- 1 You can check the number of books registered to your account.
- 2 Search a book to study. You can search a book by selecting a class.
- 3 Click each activity to start studying. The activities completed are distinguished by colors.
- 4 Test is activated after completing each activity of the unit.
- 5 Report Card is activated after completing each unit test.

3

My Study Room: Report Card

Book List Click the book below to view your report card.

All 1000

Class **A**
Book At Play on the Plains and Prairi...



Class **A**
Book Super star 1

1



Class **A**
Book At Play on the Plains and Prairi...



Test Report

Unit Test	Score	Unit Report	My Answers
Unit 1	80	View	Check
Unit 2	50	View	Check
Phonics 1	80	View	Check
Unit 3	90	View	Check
Unit 4	100	View	Check

Progress Report

Unit Test	Score	Unit Report	My Answers
Unit 5	80	View	Check
Unit 6	50	View	Check
Phonics 3	80	View	Check

Mid-term

My Study Room > Report Card

Check your report cards and progress.

- 1 Select a book to view its report cards.
- 2 Report cards for the selected book are listed.
- Click 'View' to see the report card for each unit.
- 3 Click 'Check' to see your answers and correct answers.
- 4 Progress Report is provided after the mid-term and final session.
- You can check the accumulated test results during the sessions.

3

My Study Room: Report Card

Book List Click the book below to view your report card.

All 1000

Class **A**
Book **At Play on the Plains and Prairies**

Unit Test [Printer icon] [Close icon]

Name	Class	Book	Unit	Date
Josephus Adolphus Amer	A	Super Star 1	Unit 1	25 Nov 2014

My Score

Vocabulary	Listening	Speaking	Reading	Writing	Overall Score
90	90	90	90	90	90

My Status

My Answers

1	2	3	4	5	6	7	8	9	10
○	✗	○	✗	○	✗	○	✗	○	✗
11	12	13	14	15	16	17	18	19	20
○	✗	○	✗	○	✗	○	✗	○	✗

Diagnostic Analysis

Category	Sub-category	Description	Score
Vocabulary	Meaning	Knowing the basic meaning of a word/phrase	100%
	Spelling	Knowing the exact spelling of a word/phrase	50%
	Meaning in Context	Understanding the usage of a word/phrase in context	100%

Progress Report [Mid-term]

Unit 5	80	1 View	Check
Unit 6	50	View	Check
Phonics 3	80	View	Check

My Study Room > Report Card > View

Check the report card for each unit.

- Click 'View' to see the report card for each unit.
* The results of the first attempt is recorded on the report card.
- Click the printer icon to print out the report card.

3

My Study Room: My Answers

Book List Click the book below to view your report card.

Phonics (5/10)
Phonics 2
✕

Q Listen and choose

5

A

C

◀
▶

Next

Unit 1	80	View	Check
Unit 2	50	View	Check
Phonics 1	80	View	Check
Unit 3	90	View	Check
Unit 4	100	View	Check
Progress Report		Mid-term	
Unit 5	80	View	Check
Unit 6	50	View	Check
Phonics 3	80	View	Check

My Study Room > My Answers > Check

Check your answers and correct answers.

- 1
 You can check your answers by clicking 'Check'. The test viewer with answers will pop up.
 * The results of the first attempt is recorded on your answers.
- 2
 You can move to the previous or next questions by clicking < or > button.

3

My Study Room: Resources

MY STUDY
REPORT CARD
RESOURCES
MY PROFILE

Resources Search

Select a Book Search

All

Scope & Sequence

MP3

Multimedia

Test

Answer Key

Extra Resources

Total 28

Series	Book	Resources	File
Super Star	Super Star 6	MP3 [Super Star 6] MP3	Download
Super Star	Super Star 5	Scope & Sequence [Super Star 5] MP3	Download
Super Star	Super Star 6	Extra Resources [Super Star 6] Flashcards	Download
Super Star	Super Star 5	Extra Resources [Super Star 5] Flashcard	Download
Super Star	Super Star 6	Scope & Sequence [Super Star 6] Syllabus	Download
Super Star	Super Star 5	Scope & Sequence [Super Star 5] Syllabus	Download
Super Star	Super Star 6	Scope & Sequence [Super Star 6] Scope & Sequence	Download
Super Star	Super Star 5	Scope & Sequence [Super Star 5] Scope & Sequence	Download
Super Star	Super Star 4	MP3 [Super Star 4] MP3	Download
Super Star	Super Star 3	MP3 [Super Star 3] MP3	Download

◀
1
2
3
▶

My Study Room > Resources

Download the resources for Super Star.

- 1 Search a book or select a resource category to download.
- 2 Click 'Download' to download the resources.

3

My Study Room: My Profile

MY STUDY
REPORT CARD
RESOURCES
MY PROFILE

Profile

Name	First Name	Mina	
	Last Name (Family Name)	Ham	
Username	mina		
Password	<input type="text"/>	Enter new password.	
Password Confirmation	<input type="text"/>	Re-enter your password.	
E-mail	<input type="text" value="sample"/> <input type="button" value="X"/>	@ <input type="text" value="languageworld.co.kr"/>	<input type="button" value="Enter"/> <input type="button" value="v"/>

Your password will be sent to your e-mail account when forgotten.

Membership

Type	<input type="radio"/> Group Student <input checked="" type="radio"/> Individual Student		
Country	test		
Notice	<ul style="list-style-type: none"> ▪ For Individual Students, My Study is available after signing in. ▪ For Group Students, My Study is not available unless they belong to a class. ▪ It is not possible to change your membership type after initiating My Study. ▪ Once you are registered as an Individual Student, the membership type cannot be changed to Group Student. 		

2
Withdraw Membership

1
Save

My Study Room > My Profile

Edit your profile.

- 1 Edit your information and click 'Save'.
- 2 Click 'Withdraw Membership' if you want to withdraw your membership.



Individual Student

Join Us

Join the membership as 'Individual Student'.
Select your country.

Sign In

Sign in with your username and password.

Study

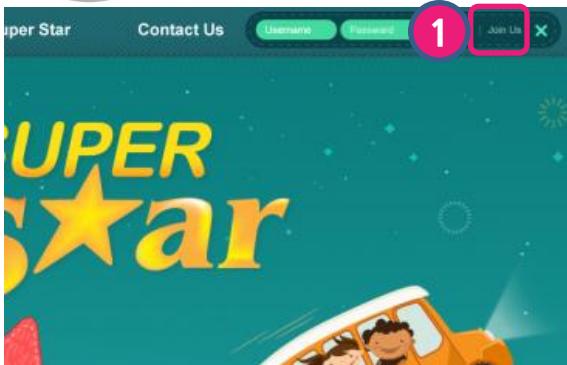
Start studying after you select your book.

Report

Check your report cards.

1

Join Us



1 Click 'Join Us'.

2 Select 'For Students' as your membership type.

Select Membership Type

2



For Students

Students

✓ Can use Free Online Study

If you belong to an institute or a school, tick Group Student and select your institute or school.

If you do not belong to any institute, tick Individual Student.



For Institutes

Institutes or Schools

✓ Can use Learning Management System

Manage students' study history in an institute.

After signing up for membership, register teachers and students.

1 Join Us

Profile * Items marked with an asterisk(*) cannot be omitted.

1 **Name ***

First Name	<input type="text" value="Sheikha Hanadi Nasser B"/>
Last Name (Family Name)	<input type="text" value="Sheikha Hanadi Nasser B"/>

Username *

Enter 4-12 digits of letters or numbers with no space.
Unable to change your username after registering.

Password * Enter 6-16 digits of letters or numbers.

Password Confirmation * Re-enter your password.

E-mail * @

Your password will be sent to your e-mail account when forgotten.

2 Membership

Type * Group Student Individual Student

Country *

Notice

- For Individual Students, My Study is available after signing in.
- Once you are registered as an Individual Student, the membership type cannot be changed to Group Student.
- For Group Students, My Study is not available unless they belong to a class.
- It is not possible to change your membership type after initiating My Study.

3

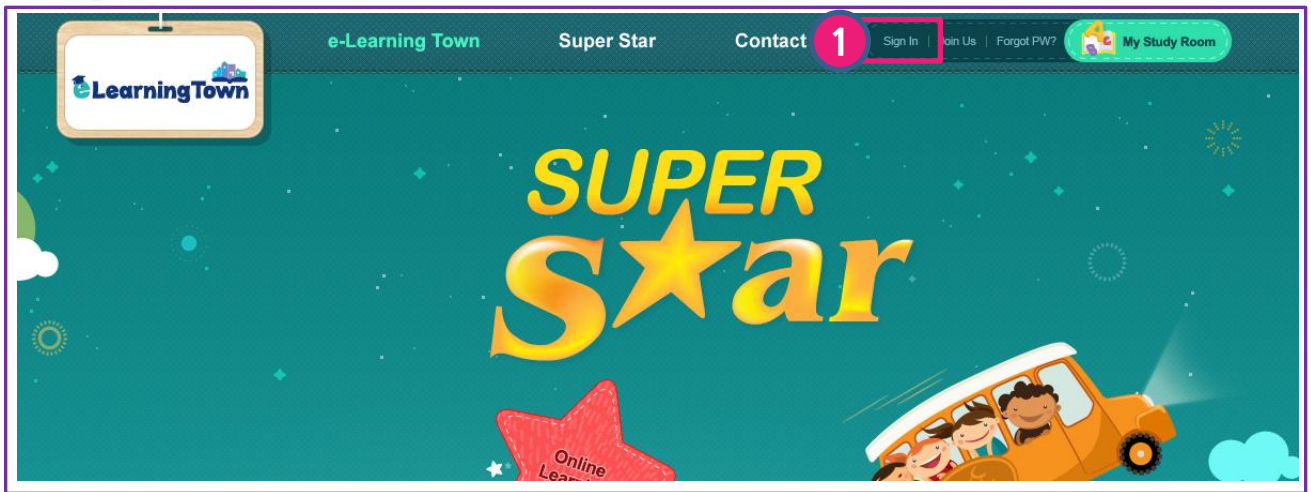
Membership > Join Us

Sign up for Individual Student Membership.

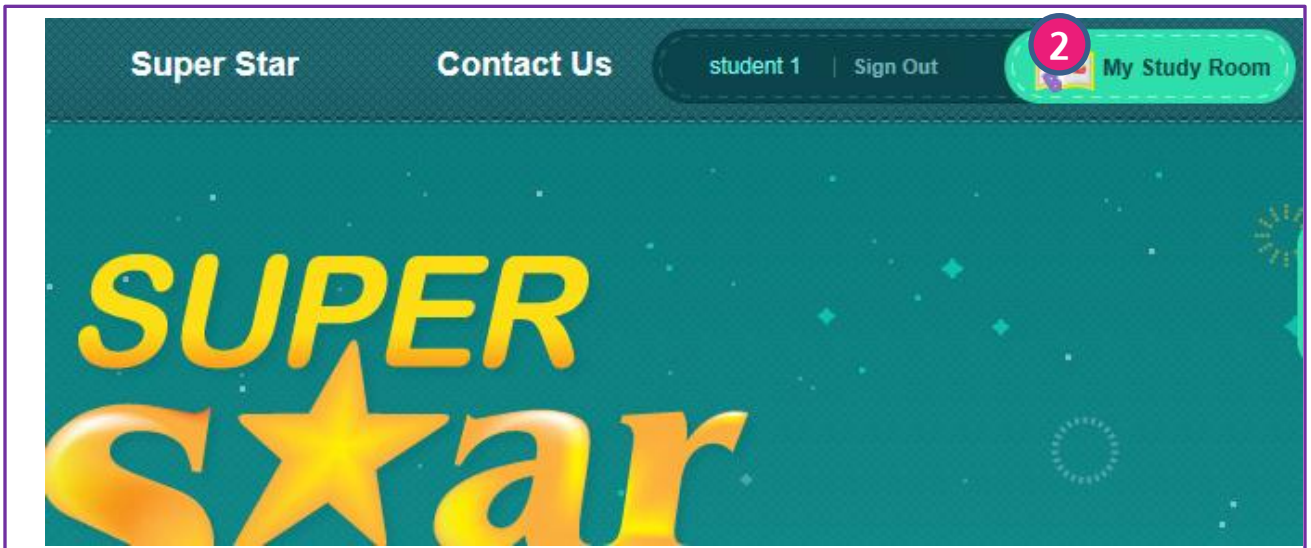
- 1** Enter your profile details. The items marked with an asterisk are required.
- 2** Select your membership type as Individual Student.
- 3** Finish registration by clicking 'Save'.

2

Sign In: Go to My Study Room



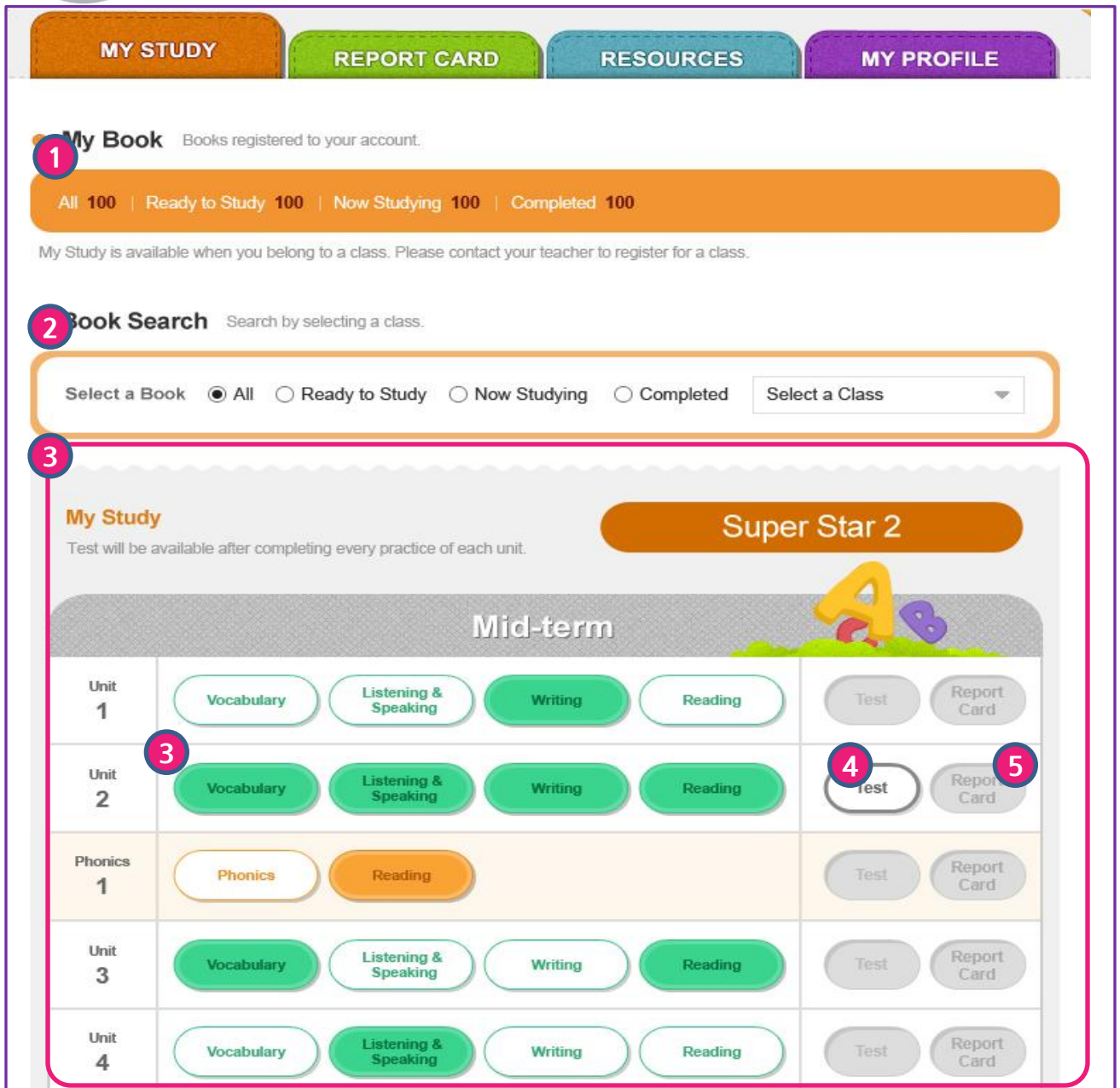
1 Sign in with your username and password.



2 Click 'My Study Room' to start studying.

3

My Study Room: My Study



MY STUDY | **REPORT CARD** | **RESOURCES** | **MY PROFILE**

1 My Book Books registered to your account.
 All 100 | Ready to Study 100 | Now Studying 100 | Completed 100
 My Study is available when you belong to a class. Please contact your teacher to register for a class.

2 Book Search Search by selecting a class.
 Select a Book All Ready to Study Now Studying Completed

3 My Study Super Star 2
 Test will be available after completing every practice of each unit.

Mid-term					
Unit 1	Vocabulary	Listening & Speaking	Writing	Reading	Test Report Card
Unit 2	Vocabulary	Listening & Speaking	Writing	Reading	Test Report Card
Phonics 1	Phonics	Reading			Test Report Card
Unit 3	Vocabulary	Listening & Speaking	Writing	Reading	Test Report Card
Unit 4	Vocabulary	Listening & Speaking	Writing	Reading	Test Report Card

My Study Room > My Study

Practice each unit by language skills and take a test.

- 1 You can check the number of books registered to your account.
- 2 Search a book to study.
- 3 Click each activity to start studying. The activities completed are distinguished by colors.
- 4 Test is activated after completing each activity of the unit.
- 5 Report Card is activated after completing each unit test.

3

My Study Room: Report Card

Book List Click the book below to view your report card.

All 1000

Class **A**
Book At Play on the Plains and Prairi...



Class **A**
Book Super star 1

1



Class **A**
Book At Play on the Plains and Prairi...



Test Report

Unit Test	Score	Unit Report	My Answers
Unit 1	80	View	Check
Unit 2	50	View	Check
Phonics 1	80	View	Check
Unit 3	90	View	Check
Unit 4	100	View	Check

Progress Report

Unit Test	Score	Unit Report	My Answers
Unit 5	80	View	Check
Unit 6	50	View	Check
Phonics 3	80	View	Check

Mid-term

My Study Room > Report Card

Check your report cards and progress.

- 1 Select a book to view its report cards.
- 2 Report cards for the selected book are listed.
 - Click 'View' to see the report card for each unit.
- 3 Click 'Check' to see your answers and correct answers.
- 4 Progress Report is provided after the mid-term and final session.
 - You can check the accumulated test results during mid-term and final session.

3

My Study Room: Report Card

Book List Click the book below to view your report card.

All 1000

Class **A**
Book **At Play on the Plains and Prairies**

Unit Test [Printer Icon] [Close Icon]

Name	Class	Book	Unit	Date
Josepius Adolphus Amer	A	Super Star 1	Unit 1	25 Nov 2014

My Score

Vocabulary	Listening	Speaking	Reading	Writing	Overall Score
90	90	90	90	90	90

My Status

My Answers

1	2	3	4	5	6	7	8	9	10
<input type="radio"/>	<input checked="" type="radio"/>	<input type="radio"/>	<input checked="" type="radio"/>	<input type="radio"/>	<input checked="" type="radio"/>	<input type="radio"/>	<input checked="" type="radio"/>	<input type="radio"/>	<input checked="" type="radio"/>
11	12	13	14	15	16	17	18	19	20
<input type="radio"/>	<input checked="" type="radio"/>	<input type="radio"/>	<input checked="" type="radio"/>	<input type="radio"/>	<input checked="" type="radio"/>	<input type="radio"/>	<input checked="" type="radio"/>	<input type="radio"/>	<input checked="" type="radio"/>

Diagnostic Analysis

	Meaning	Spelling	Meaning in Context
Vocabulary	Knowing the basic meaning of a word/phrase	Knowing the exact spelling of a word/phrase	Understanding the usage of a word/phrase in context
	100%	50%	100%

Test Report

- Unit Test
 - Unit 1
 - Unit 2
 - Phonics 1
 - Unit 3
 - Unit 4

Progress Report

Unit 5	80	View	Check
Unit 6	50	View	Check
Phonics 3	80	View	Check

Mid-term

My Study Room > Report Card > View

Check the report card for each unit.

- 1 Click 'View' to see the report card for each unit.
* The results of the first attempt is recorded.
- 2 Print out the report card by clicking the printer icon.

3

My Study Room: My Answers

Book List Click the book below to view your report card.

Phonics (5/10)
Phonics 2
✕

Q Listen and choose

5

A

C

Next

Unit 1	80	View	Check
Unit 2	50	View	Check
Phonics 1	80	View	Check
Unit 3	90	View	Check
Unit 4	100	View	Check
Progress Report		Mid-term	
Unit 5	80	View	Check
Unit 6	50	View	Check
Phonics 3	80	View	Check

My Study Room > My Answers > Check

Check your answers and correct answers.

- 1 You can check your answers by clicking 'Check'. The test viewer with answers will pop up.
 - * The results of the first attempt is recorded.
- 2 You can move to the previous or next questions by clicking < or > button.

3

My Study Room: Resources

MY STUDY
REPORT CARD
RESOURCES
MY PROFILE

Resources Search

Select a Book

Search

All

Scope & Sequence

MP3

Multimedia

Test

Answer Key

Extra Resources

Total 28

Series	Book		Resources	File
Super Star	Super Star 6	MP3	[Super Star 6] MP3	Download
Super Star	Super Star 5	Scope & Sequence	[Super Star 5] MP3	Download
Super Star	Super Star 6	Extra Resources	[Super Star 6] Flashcards	Download
Super Star	Super Star 5	Extra Resources	[Super Star 5] Flashcard	Download
Super Star	Super Star 6	Scope & Sequence	[Super Star 6] Syllabus	Download
Super Star	Super Star 5	Scope & Sequence	[Super Star 5] Syllabus	Download
Super Star	Super Star 6	Scope & Sequence	[Super Star 6] Scope & Sequence	Download
Super Star	Super Star 5	Scope & Sequence	[Super Star 5] Scope & Sequence	Download
Super Star	Super Star 4	MP3	[Super Star 4] MP3	Download
Super Star	Super Star 3	MP3	[Super Star 3] MP3	Download

◀
1
2
3
▶

My Study Room > Resources

Download the resources for Super Star.

- 1 Search a book or select a resource category to download.
- 2 Click 'Download' to download the resources.

3

My Study Room: My Profile

MY STUDY
REPORT CARD
RESOURCES
MY PROFILE

Profile

Name	First Name	Mina	
	Last Name (Family Name)	Ham	
Username	mina		
Password	<input type="text"/>	Enter new password.	
Password Confirmation	<input type="text"/>	Re-enter your password.	
E-mail	<input type="text" value="sample"/> <input type="button" value="X"/>	@ <input type="text" value="languageworld.co.kr"/>	<input type="button" value="Enter"/> <input type="button" value="v"/>

Your password will be sent to your e-mail account when forgotten.

Membership

Type	<input type="radio"/> Group Student <input checked="" type="radio"/> Individual Student		
Country	test		
Notice	<div style="display: flex; align-items: center;"> ! <ul style="list-style-type: none"> For Individual Students, My Study is available after signing in. For Group Students, My Study is not available unless they belong to a class. It is not possible to change your membership type after initiating My Study. Once you are registered as an Individual Student, the membership type cannot be changed to Group Student. </div>		

2
Withdraw Membership

1
Save

My Study Room > My Profile

Edit your profile.

- 1 Edit your profile details and click 'Save'.
- 2 Click 'Withdraw Membership' if you want to withdraw your membership.